

# KOREA ELECTRONICS SHOW

**2023.10.24** Tue - **27** Fri  
**COEX, SEOUL**



## Mobile Invitation Manual

[Contact]




Mr. ByungHun Ahn (T. +82-70-4351-6365, E. kes.sysforu@gmail.com)

[KES TEAM]

Ms. SeonYoung Kim (T. +82-6388-6065, E. syoung@gokea.org)

# How to send Mobile Invitation

## Mandatory requirements before Mail

**SENDFORU** Mail Changing information Logout

**Download guide**  
[PDF Manual download](#)

**info modify**  
※ Please fill in the details below accurately.

Company name *	<input type="text" value="KES_TEST"/>		
Manager *	<input type="text" value="KES_TEST"/>		
Email *	<input type="text"/> @ <input type="text"/>		
Phone/tel *	<input type="text"/> - <input type="text"/> - <input type="text"/>	Mobile *	<input type="text"/> - <input type="text"/> - <input type="text"/>
Password *	<input type="password" value="*****"/>	Re password *	<input type="password" value="*****"/>

Submit

COPYRIGHTS (C)SYSFORU. ALL RIGHTS RESERVED

After your first login,  
you'll need to edit your exhibitor information

This information will be passed on to the recipient,  
so be sure to fill it out accurately.

# How to send Mobile Invitation

## Feature Introduction

**1** SENDFORU

**2** Mail Logout

### Send E-mail Invitations

**3**

Exhibition Name	Exhibitor Name	Sending Limits	Sends	Remaining
KES 2023	KES	100	2	98

**4**

Who are you sending this invitations?

E-mail *	Company Name	Name	Memo	Add to List
<input type="text"/>	<input type="text"/>	<input type="text"/>	<input type="text"/>	<input type="button" value="Register"/>

**5**

Upload Recipients Sample Download

Upload excel file  선택된 파일 없음

• page 20

Chk	No.	E-mail	Company Name	Name	Memo	Status
No emails .						

**6**

• Exhibitor/company Modify : [click]

① Main screen after logging in

- ID is the same as on the KES 2023 homepage.  
The initial password is set to the same as the ID.  
ex) ID : kes / PW : kes

② Mail invitations

- Before sending an email, you must edit your member information in ⑥Modify Information to send it.

③ Check the amount of mail that can be sent

④ Register individual mail invitees

⑤ Register bulk mail invitees

⑥ Modifying information (Company, PW)

# How to send Mobile Invitation

## Mailing Flow

### EXHIBITOR

### VISITOR

#### 1 Mailing KES 2023 mobile invitations

#### 2 Receive mobile invitations

SENDFORU
Mail
Logout

### Send E-mail Invitations

Exhibition Name	Exhibitor Name	Sending Limits	Sends	Remaining
KES 2023	KES	100	2	98

■ Who are you sending this invitations?

E-mail *	Company Name	Name	Memo	Add to List
<input type="text"/>	<input type="text"/>	<input type="text"/>	<input type="text"/>	<input type="button" value="Register"/>

■ Upload Recipients [Sample Download](#)

Upload excel file  선택된 파일 없음

• page 20

Chk	No.	E-mail	Company Name	Name	Memo	Status
No emails .						

• Exhibitor/company Modify : [click]

KOREA  
ELECTRONICS  
SHOW  
한국전자전

2023.10.24 Tue - 27 Fri  
COEX, SEOUL

주최 산업통상자원부 주관 KEA Korea Electronics Association 한국전자산업진흥회

Hello.

Please register for an invitation through the URL below and enjoy the event for free~!

\*How to use the invitation\*

Click the 'Use Invitation (URL)' button → Enter information after agreeing to the collection and use of personal information → Generate a QR code for your access card  
→ Present the QR code at the registration desk in Halls A and B at COEX and print out the access card.

\*This invitation can only be used by the person who received the email.

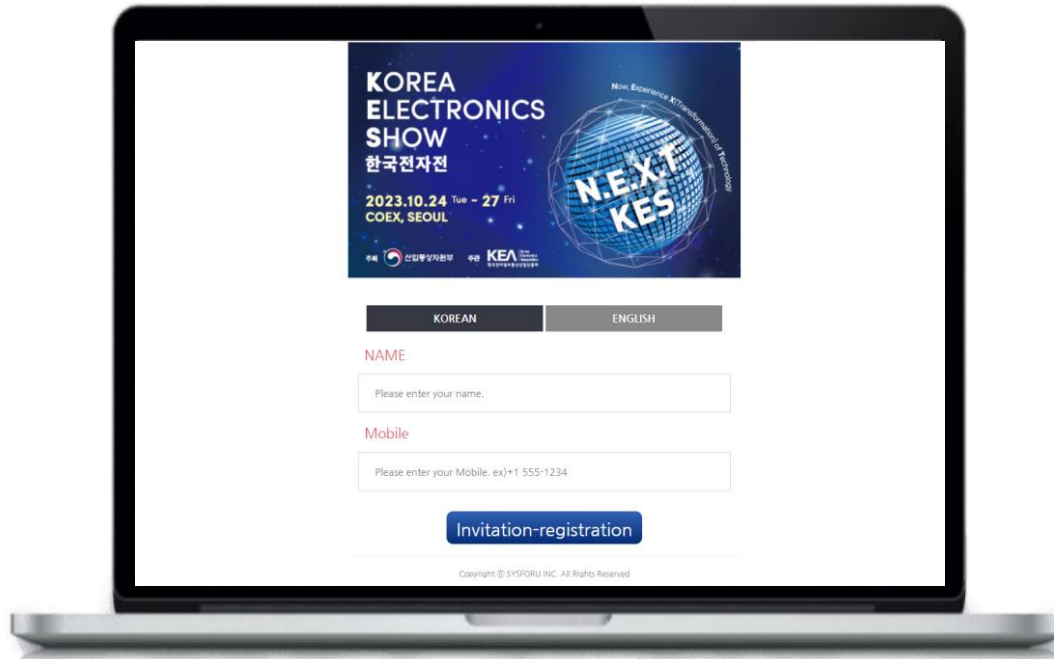
※ Click the Use Invitation button to complete the registration process  
A barcode that can be used as an invitation in the exhibition hall is created.  
(If you register in advance, you can enter quickly.)

# How to send Mobile Invitation

## Mailing Flow

VISITOR

### 3 Registering mobile invitations



The laptop screen shows the KES mobile invitation registration form. At the top, there is a banner for the KOREA ELECTRONICS SHOW (한국전자전) held from 2023.10.24 (Tue) to 27 (Fri) at COEX, SEOUL. The banner also features the N.E.X.T KES logo and the tagline 'New, Experience & Transformation'. Below the banner, there are two tabs: KOREAN and ENGLISH. The form includes a NAME field with a placeholder 'Please enter your name.', a Mobile field with a placeholder 'Please enter your Mobile, ex)\*1 555-1234', and a blue button labeled 'Invitation-registration'. At the bottom, there is a small copyright notice: 'Copyright © SYSFORU INC. All Rights Reserved'.

# How to send Mobile Invitation

## Bulk Mailing Flow

SENFORU Mail Logout

### Send E-mail Invitations

Exhibition Name	Exhibitor Name	Sending Limits	Sends	Remaining
KES 2023	KES	100	2	98

■ Who are you sending this invitations?

E-mail *	Company Name	Name	Memo	Add to List
<input type="text"/>	<input type="text"/>	<input type="text"/>	<input type="text"/>	<button>Register</button>

■ Upload Recipients [Sample Download](#)

Upload excel file   선택된 파일 없음

• page 20

Chk	No.	E-mail	Company Name	Name	Memo	Status
No emails .						

• Exhibitor/company Modify : [click]

Email	Item1	Item2	Item3	Item4
<a href="mailto:abh@sysforu.co.kr">abh@sysforu.co.kr</a>				

① Download a Excel file (Sample)

② ~ ③ Upload a sample file

④ Bulk mailing